

EXECUTIVE WORK STATION

BEST SUITED FOR LARGER EXECUTIVE OFFICES 14' x16' OR LARGER

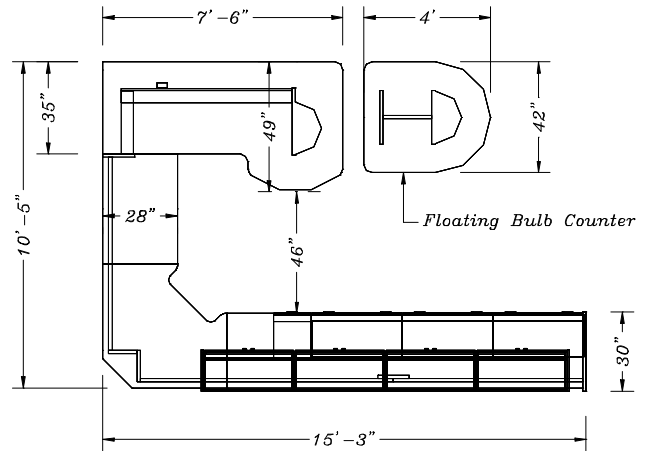
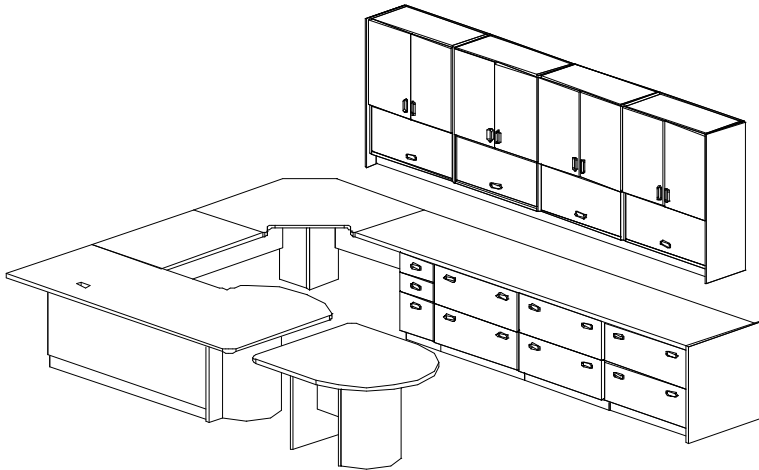


Figure 2 RT HAND

Figure 1(WEB-1C)

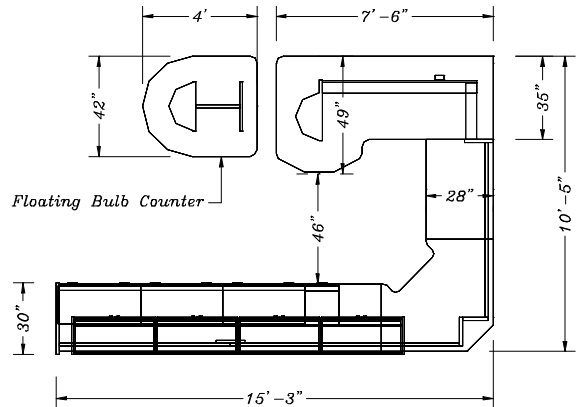


Figure 3 LFT HAND

ACCESSORIES INCLUDED BUT NOT SHOWN:

ARTICULATING KEYBOARD ARMATURE
LOCKS FOR BASE CABINETS

PRICING AS SHOWN (not including wallhung cabinets)

WITH STD LAMINATES AND PVC EDGING: **\$5300.00**
WITH GENUINE WOOD VENEER AND WOOD EDGING: **\$6700.00**

ADD(4) WALLHUNG CABINETS AS SHOWN:

PLASTIC LAMINATES: **\$1990.00**
GEN WOOD VENEER : **\$5600.00**

Laminates Available:

Select from: **Wilsonart** ★ **Formica** ★ **Nevamar** ★ **Pionite** ★

Veneers Available:

Red & White Oak, Walnut, Mahogany, & Maple

FEATURES:

- FRONT GRID WALLS ARE HOLLOW WIRE CHASES WITH REMOVABLE ACCESS PANELS
- MULTIPLE SIZES & CONFIGURATIONS AVAILABLE TO FIT YOUR NEEDS.
- MODULAR ASSEMBLY FOR EXPANDING, RELOCATING AND RE-ARRANGING.
- MODULAR DRAWER PEDESTALS CAN BE PLACED WHERE EVER YOU WANT THEM.
- MULTIPLE DRAWER PEDSTALS AND WALL HUNG CONFIGURATIONS AVAILABLE.



**CUSTOM FINISH THE WAY YOU WANT IT.
ORDERING INSTRUCTIONS AND COLOR SELECTIONS**

WORKSTATIONS FOR TODAY'S ELECTRONIC OFFICE ENVIRONMENT

www.computerfurniture.com

